

# Postal Lockers

Secure, organised solution for  
internal mail distribution



# Probe

# Large capacity lockers

**Postal Lockers provide a secure, organised solution for internal mail distribution across workplaces, education, healthcare, residential, and public sector environments.**

Each compartment features an individual posting slot and lock mechanism, ensuring mail is protected from loss, theft, or damage. Ideal for centralised post systems, serviced offices, and hybrid work settings, Postal Lockers allow employees or residents to collect mail at their convenience, even when unavailable at delivery. This makes them a practical, space-efficient way to manage incoming mail securely and reliably.

20mm post slot

Available with sloping top across the range

**7 YEARS WARRANTY**

Fitted with key-operated camlock or padlock fitting as standard

Optional locks available- see **page 3**

Door and body finished with hard wearing matt textured paint in a choice of colours. See **page 4**

**Through frame locking**  
For added security, the cam locates through aperture in frame preventing door being easily forced open.

**4 compartment locker**

**6 compartment locker**

Height - 1800mm	
Width mm	Depth mm
300	450

Sloping top adds 187mm to the height

Semi-concealed knuckle hinges



**MEETS BS 4680: 1996**  
excluding size specification

**PROBE FIRE ZERO**  
Probe Steel Products are fire tested and approved in line with European Standard - EN 13501-1: 2007 +A1: 2009



All painted components are protected with a powder coating which incorporates ActiveCoat anti-bacterial technology. ActiveCoat has been tested by an Internationally recognised microbiological testing laboratory for antibacterial performance, against the most widely encountered and problematic organisms including the MRSA Super bug and E-coli. These micro-organisms suffered a 99.9% reduction in population.

**Important note regarding locker installations**

Wherever possible lockers should be secured to ensure stability. Single lockers should ideally be fixed back to a wall. Runs of lockers should be fixed together side-to-side and either fixed back to a wall or fixed back-to-back to another run of lockers.

# Lock options & accessories

\*Included in locker price. Request lock type at time of ordering.



## Type A – Probe cam lock\*

Even the standard lock has a micro sprung 10 disc lock featuring a massive 2000 serial combinations - all exclusive to Probe. Two keys are included with each standard lock.



## Type B – Hasp & staple\*

Attractive design allowing easy use of padlock. Transfers responsibility for locking to the user. The user requires a padlock (not supplied) with a shackle diameter of 7mm.



## Type P – Re-programmable combination lock

### User Re-programmable

An effective 4 digit code combination lock with 10,000 possible combinations, making losing keys a thing of the past.

Suitable for multi user applications.

Master override key sold separately.

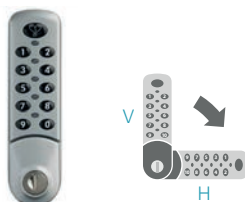


## Type SPU - Public

## Type SPR - Private


### Public multi-user auto scramble combination lock

Automatically scrambles to 0000 when opened. Has 999 highly secure combinations available - no batteries needed. It has a metal matte black shell and has a master key override (supplied separately) for code finding and lock resetting.



## Type L – Digital combination lock 40,000 combinations

Simple to program battery operated lock which can last up to 50,000 operations before needing changing. Emergency access using service key. Single user supplied as standard but multi-user option is available (specify when ordering)



## Type N – Nimbus RFID lock

The Nimbus RFID digital lock provides contactless locking and is compatible with RFID standards and incorporates a membrane touchpad for ease of programming. The keypad can also be used to override the lock when required.



## Type H (£1) – Dual coin/token return

These locks are available with coin denominations £/€ or tokens, for either return or retain.

## Accessories




Sloping top height	
Locker depth	Additional height
450	187

Sloping tops are essential in hygiene sensitive locations (such as hospitals and the food industry). The slope prevents items and litter being left on locker tops and makes cleaning easier. Sloping Tops have a 22° upward slope from front to back which will add height to your locker.



Lockers are often used in areas where floors need frequent cleaning. Locker stands provide maximum floor access raising lockers 150mm off the floor.



Two hardwood slats and metal framework form a bench seat in front of the locker, allowing full access to the locker. Units are 400mm high and come complete with adjustable feet.

# Colours and code structures

## Colour Options



ActiveCoat antimicrobial technology is incorporated into all our cupboards at the time of manufacture, offering constant protection against a wide range of bacteria.



### Body colour range

Choice of 3 body colours.

- Silver (RAL 9006)
- White (RAL 9016)
- Black (RAL 9004)

### Standard door colour range

Choice of 7 door colours.

- Blue (similar to RAL 5019)
- Green (RAL 6018)
- Red (similar to BS04E53)
- Yellow (similar to RAL 1004)
- Silver (RAL 9006)
- White (RAL 9016)
- Black (RAL 9004)

### Autumn door colour range

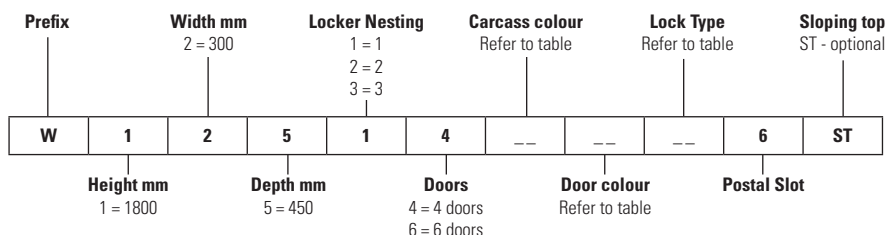
Choice of 5 door colours.

- Orange (RAL 2003)
- Ocean (RAL 5024)
- Jade (RAL 6021)
- Lemon (RAL 1016)
- Lilac (RAL 4008)

Please note that due to printing restrictions colours represented may differ from original product. We recommend you request a colour swatch before ordering.

## Code structures

### Postal lockers



### Example locker codes

**W12514XDOB006** – Postal locker, 1800(H),300(W),450(D), silver grey carcass, blue doors, nest 1, 4 door, cam lock

**W12514XDOB006ST** – Postal locker, 1800(H),300(W),450(D), silver grey carcass, blue doors, nest 1, 4 door, cam lock, sloping top

### Lock codes

Code	Type	Description
00	Type A	Cam lock / deadlock
11	Type B	Hasp & Staple
81	Type H	Coin return
68V	Type L	Digital combination - vertical orientation
68H	Type L	Digital combination - horizontal orientation
72	Type N	Nimbus RFID - vertical orientation
73	Type N	Nimbus RFID - horizontal orientation
6P	Type P	Reprogrammable combination
7Q	Type SPR	Multi user scramble - Private
8Q	Type SPU	Multi user scramble – Public

### Carcass colour

Code	Colour
XD	Silver / Grey
SK	Black
NG	White

### Door colour

Code	Colour
AQ	Red
LW	Yellow
NG	White
OB	Blue
SK	Black
WB	Green
XD	Silver / Grey
VT	Ocean
LJ	Jade
UH	Orange
AC	Lilac
SY	Lemon

# Probe

01244940792

info@probe-lockers.ltd.uk

www.probe-lockers.ltd.uk